

KISTOCK DATALOGGER

HVAC range : KTH-CO₂

Temperature / Humidity / CO₂



KEY POINTS

- 20 000 measurement points
- 2 configurable setpoint alarms
- Fast data download (1000 values per seconds)
- IP40 housing
- Supplied with 1 m of silicone tube

TECHNICAL FEATURES

Displayed units	°C, °F, %RH, °Ctd, °Ftd, ppm
Resolution	0.1°C, 0.1°F, 0.1%RH, 1 ppm
Setpoint alarm	2 setpoint alarms on each channel
Frequency of measurement	From 5 s to 24 h
Working temperature	From -20 to +70 °C
Storage temperature	From -40 to +85 °C
Battery life	3 years (on the basis of 1 measurement each 15 minutes at 20°C)

TECHNICAL FEATURE OF THE INTERNAL SENSOR

	Hygrometry	Temperature	CO ₂
Type of sensor	CMOS	CMOS	NDIR
Measuring range	From 5 to 95 %RH	From -20 to +70 °C	From 0 to 5000 ppm
Accuracy	Accuracy** (Repeatability, linearity, hysteresis) : ±2%RH (from 15°C to 25°C) Factory calibration uncertainty : ±0.88 %RH Temperature dependence : ±0.04 x (T-20) %RH (if T<15°C or T>25°C)	From -20 to 0°C : 2% of reading value ±0.6 °C From 0 to 30 °C : ±0.5 °C From 30 to 70 °C : 1.5% of reading value	±50 ppm +3% of reading value
Response time (t ₆₃)	50 s (Vair = 2 m/s)	25 s (V = 2 m/s)	> 120 seconds (ambient use) > 20 s in forced gas generation ¹

*All accuracies indicated in this document were stated in laboratory conditions and can be guaranteed for measurements carried out in the same conditions, or carried out with calibration compensation.

**As per NFX 15-113 standard and the charter 2000/2001 Hygrometers, GAL (Guaranteed Accuracy Limit) which has been calculated with a coverage factor value of 2 is ±2.88%RH between 18 and 28°C on the measuring range from 5 to 95%RH. Sensor drift is less than 1%RH/year.

¹ Please, refer to "Calibrate the datalogger" part

FEATURES OF HOUSING

Size

120 x 80 x 55 mm

Weight

250 g

Display

2 lines LCD screen
Size : 45 x 28.5 mm

Control

2 buttons : Select and OK

Material

ABS housing

Protection

IP 40

PC communication

1 input for male Jack connector 3.5

Digital electronics

Lacquer protected circuit board
Meets RoHS standards

Battery power supply

Type lithium 3.6 V

Visual alarm

2 electroluminescent diodes (green and red)

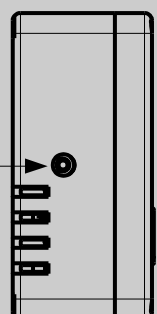
Environment

Air and neutral gases

PC CONNECTION

Input for PC connection

Jack connector (3.5)
Input for Kistock-PC software



RECORDER FUNCTIONS

Five recording modes

KISTOCK can record in five different ways :

- **“Immediate”** mode records values according a predefined interval.
 - **“Minimum”**, **“Maximum”** and **“Average”** record automatically the calculation of minimum, maximum and average of measured values during an interval recording.
 - **“Monitoring”** mode allows to get an accurate history report during error events to help troubleshooting, without stopping the measurement logging. To proceed this way, you just have to define :
 - a record interval to be used whilst the reading are beyond the setpoints
 - a record interval for the values measured during each reading beyond the setpoints.
- Furthermore, you can also let your KISTOCK record non-stop (“loop” recording option).

Four types of dataset start

Once your recording mode has been set, you can launch your dataset :

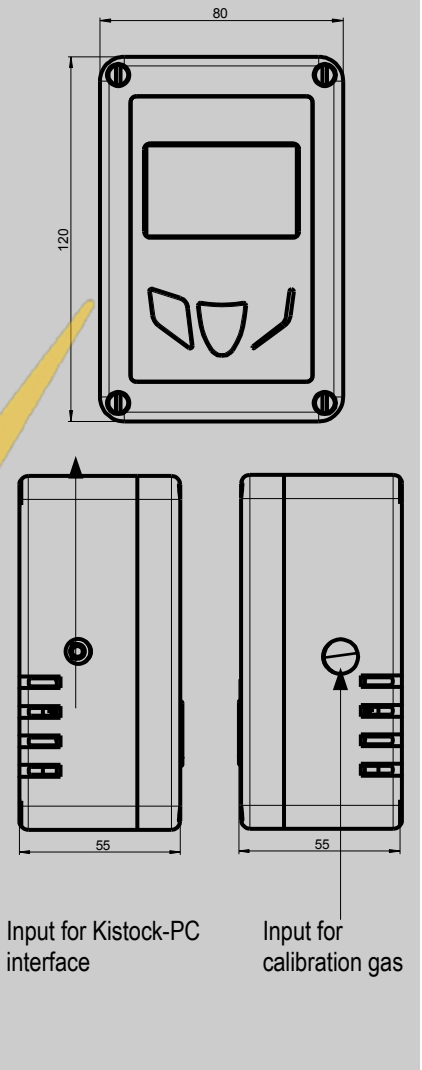
- With a delayed start (with predefined date and time)
- With the software
- With push-button
- With **“Online”** option. In this case, your datasets are directly sent, saved and displayed on your PC in real time.

Six types of dataset stop

You can stop your dataset :

- According to a date and time (if it was started the same way)
- According to a period
- According to a predefined number of recording points
- Once the storage capacity is full
- With **“Stop”** option of the software
- By holding **“OK”** key for at least if this function has been previously activated by the software.

SIZE (in mm)



DISPLAY

تأمین کننده ملزومات برق الکترونیک - مداریکال - ابزار دقیق

www.sazehgostar.com

۰۲۱-۶۶۱۷۲۳۲

@sazehgostar_paytakht

12 Channel No. which is measuring

23 Channel No. which is measuring

1 2 3

1.8.8:8.8 °RH °F °C

2 3 1.8.8:8.8 °RH °F °C

MAX REC ACT END MIN LOG TIME FULL

END Dataset is finished

REC One value is being recording

LOG Flashing : dataset has not started yet
Constant : data set is in progress

FULL Slow flashing : dataset is taking 80-90% of storage capacity
Fast flashing : dataset is taking 90-100% of storage capacity
Constant : storage capacity filled up

ACT Refresh of displayed measurement

TIME Display of measurement and recording intervals

Low battery indicator

MIN MAX Displayed values correspond to maximum and minimum values of the channels

Alarm action type : rising or falling action

SOFTWARE




- Configuration and data processing software **KILOG** software enables you to configure, save and process your data in a very simple way.
- Software..... Ref. *KILOG-N*
- USB interface..... Ref. *I-KIC2*
- Complete set : software + 1 interface..... Ref. *KIC2 KILOG*



• **KILOG CFR** software

KILOG CFR software is the key tool for users who requires traceability, in accordance with 21CFR-Part11 standards. Security and integrity of data are guaranteed : it is not possible to modify or tamper with the data.



• **KISTOCK-PC** interface

This USB cable enables you to connect your KISTOCK to your PC..
Ref. *I-KIC2*

- Interface..... Ref. *I-KIC2*
- Complete kit : KILOG 1CFR software + 1 interface...Ref. *KIC2-CFR-N*



Software is compatible with the former range of Kistock.

ACCESSORIES



• **KNT data collector.**

KNT data collector allows you to collect measurements from one or several KISTOCK directly on-site (up to 500,000 values stored). Data can be displayed and printed from the KNT or download to your PC.
Ref. *KNT 310*

CALIBRATION

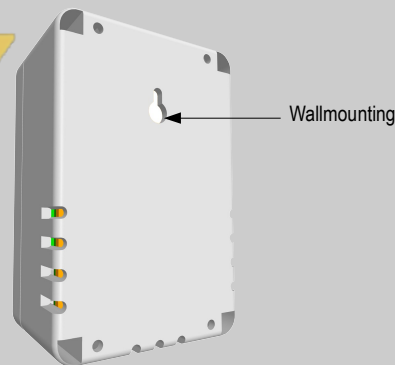
KISTOCK dataloggers can be supplied with calibration certificate as an option.

WARRANTY PERIOD

KISTOCK dataloggers have 1-year guarantee for any manufacturing defect (return to our After-Sales Service required).

FIXATION

With its fixing system by wallmounting, it is possible to transport or fix the Kistock KTH-CO2 easily.



Wallmounting

CALIBRATE THE DATALOGGER

Calibration is performed by injecting some standard gas directly in the measuring chamber at the desired concentration.

This system is economical and allows to reduce the consumption of standard gas lower than 1.5 l (for the required measurement).

It is possible to calibrate the KTH-CO2 datalogger in CO₂ in order to get the more accurate measurements possible. Follow this procedure for the calibration :

- > Unscrew the screw on the right side of the datalogger.
- > Connect a bottle of CO₂ standard gas on the pressure connection of the KTH-CO2 with the supplied silicone tube.
- > Generate a gas flow of 30l/h until the stability of the measurement.



With the Kilog software, if a variation is observed, it is possible to enter an offset to correct the measurement.

www.sazehgostar.sgp.com

@sazehgostar_paytakht



سازه گستر پایتخت

تامین کننده ملزومات برق

الکتریکال - مکانیکال - ابزار دقیق

۰۲۱-۶۶ ۱۷ ۲۰ ۳۲

www.sazehgostarsgp.com

 @sazehgostar_paytakht

www.kimo.fr

Distributed by :



EXPORT DEPARTMENT

Tel : + 33. 1. 60. 06. 69. 25 - Fax : + 33. 1. 60. 06. 69. 29

e-mail : export@kimo.fr